



Data Brief

Exploring Urban Environments and Inequalities in Health

London Census Metropolitan Area

In 2008, the Canadian Population Health Initiative (CPHI), a part of the Canadian Institute for Health Information (CIHI), released the report *Reducing Gaps in Health: A Focus on Socio-Economic Status in Urban Canada*. This report examined the links between socio-economic status and health in urban Canada.

Who We Are

Established in 1994, CIHI is an independent, not-for-profit corporation that provides essential information on Canada's health system and the health of Canadians. Funded by federal, provincial and territorial governments, we are guided by a Board of Directors made up of health leaders across the country.

Our Vision

To help improve Canada's health system and the well-being of Canadians by being a leading source of unbiased, credible and comparable information that will enable health leaders to make better-informed decisions.

Data for 15 Canadian census metropolitan areas (CMAs) was shown and analyses of health service utilization/hospitalization and self-reported health were presented. The Institut national de santé publique du Québec (INSPQ) Deprivation Index, which consists of material and social dimensions related to socio-economic status and health, was used to classify areas into high, average and low socio-economic status groups.

As a follow-up to the 2008 report, CPHI is preparing two reports that examine how certain aspects or elements of the urban environment are linked to inequalities in socio-economic status and health. This two-report series will explore how the *urban physical environment* and *urban transportation* relate to socio-economic status and health within and across Canada's 33 CMAs. Analyses for these upcoming reports are similar

to those conducted for the *Reducing Gaps in Health* report; however, data will be presented for all 33 Canadian CMAs and each area will be classified into five (versus three) socio-economic status groups, ranging from the highest to the lowest.

This data brief includes the preliminary results of analyses for the London CMA. Health service utilization/hospitalization and self-reported health data was split into the five socio-economic status groups and is presented by the individual material and social components of the INSPQ Deprivation Index separately, as well as by the two components combined.



The health service utilization/hospitalization and self-reported health data presented in this data brief was selected on the basis of its use in the previous *Reducing Gaps in Health* report and on its documented relationship with the urban environment as revealed by a review of the literature.

Components of the INSPQ Deprivation Index

Material Component

- Percent without high-school graduation
- Employment ratio
- Average income

Social Component

- Percent of single-parent families
- Percent of persons living alone
- Percent of persons separated, divorced or widowed

All components are extracted from the 2006 Census of Canada at Statistics Canada's dissemination area level. For further information on how these components were identified and calculated, please see R. Pampalon et al., "A Deprivation Index for Health Planning in Canada," *Chronic Diseases in Canada* 29, 4 (2009): pp. 178–191, accessed from <<http://www.phac-aspc.gc.ca/publicat/cdic-mcc/29-4/index-eng.php#e>>.

Health Service Utilization/Hospitalization Data

This data includes hospital discharges for a number of acute and chronic conditions extracted from CIHI's Discharge Abstract Database (DAD) for the fiscal years 2005–2006, 2006–2007 and 2007–2008.

- Asthma (*all ages*)
- Injuries (*all ages*)
 - Land transport-related injuries (*all ages*)
 - Injuries in children (*younger than age 20*)
 - Unintentional falls (*all ages*)
- Mental illness (*all ages*)
 - Affective disorders (*all ages*)
 - Anxiety disorders (*all ages*)
 - Substance-related disorders (*all ages*)

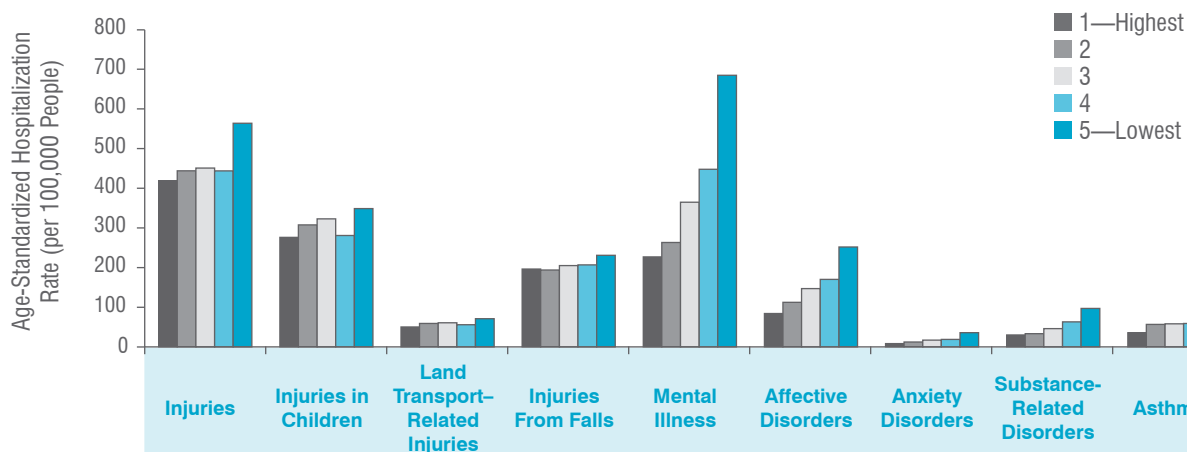
Self-Reported Health Data

This data includes self-reported survey responses from Statistics Canada's Canadian Community Health Survey (CCHS) for the years 2005, 2007 and 2008.

- Asthma (*age 12 and older*)
- Excellent self-rated health (*age 12 and older*)
- Mental illness (*age 12 and older*)
- Obesity (*age 12 and older*)
- Physical activity (*age 12 and older*)



Age-Standardized Hospitalization Rates by Socio-Economic Status Group for the London CMA



Combined (Material and Social) Components—Shown Above

	Injuries	Injuries in Children	Land Transport-Related Injuries	Injuries From Falls	Mental Illness	Affective Disorders	Anxiety Disorders	Substance-Related Disorders	Asthma
Highest—1	419	276	50	196	227	84	8	30	36
2	444	308	59	194	263	112	12	33	57
3	451	323	61	205	365*	147*	17*	46*	58*
4	444	281	56	207	448	170	19	63	59
Lowest—5	564*†	349*	71*	231*†	685*†	252*†	36*†	97*†	73*

Material Component—Not Shown

Highest—1	359	225	42	166	239	88	8	30	28
2	470	336	59	205	379	158	13	48	53
3	529*	346*	64*	229*	365*	142*	17*	50*	64*
4	448	293	64	197	399	145	20	58	55
Lowest—5	529*	330*	67*	239*	641*†	239*†	35*†	90*†	78*

Social Component—Not Shown

Highest—1	449	310	56	210	239	87	11	37	44
2	405	255	51	179	230	87	11	28	52
3	456	310	63	216	371*	156*	17	53*	55
4	447	305	59	210	490	192	24	63	68
Lowest—5	580*†	362	68	225	696*†	252*†	32*†	95*†	63*

Notes

* Significantly different from the highest socio-economic status group (group 1) at the 95% confidence level.

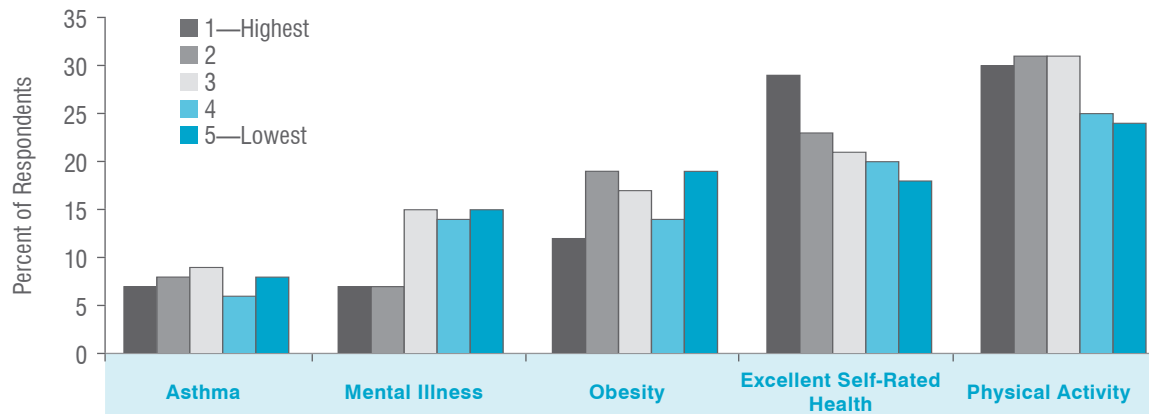
† Significantly different from the middle socio-economic status group (group 3) at the 95% confidence level.

Source

Ontario Mental Health Reporting System, 2006–2007, Discharge Abstract Database, 2005–2006, 2006–2007 and 2007–2008, Canadian Institute for Health Information; and Institut national de santé publique du Québec, 2005 to 2007.



Self-Reported Health Percentages by Socio-Economic Status Group for the London CMA[‡]



Combined (Material and Social) Components—Shown Above					
Highest—1	7	7	12	29	30
2	8	7	19	23	31
3	9	15*	17	21*	31
4	6	14	14	20	25
Lowest—5	8	15*	19*	18*	24

Material Component—Not Shown					
Highest—1	5	9	15	29	34
2	7	8	15	25	29
3	10*	12	15	22*	27
4	7	12	15	18	27
Lowest—5	8	14*	19	19*	26*

Social Component—Not Shown					
Highest—1	6	6	14	25	30
2	8	9	15	26	29
3	8	9*	13	26	29
4	6	15	18	18	28
Lowest—5	9	17*†	20†	18*†	25

Notes

* Significantly different from the highest socio-economic status group (group 1) at the 95% confidence level.

† Significantly different from the middle socio-economic status group (group 3) at the 95% confidence level.

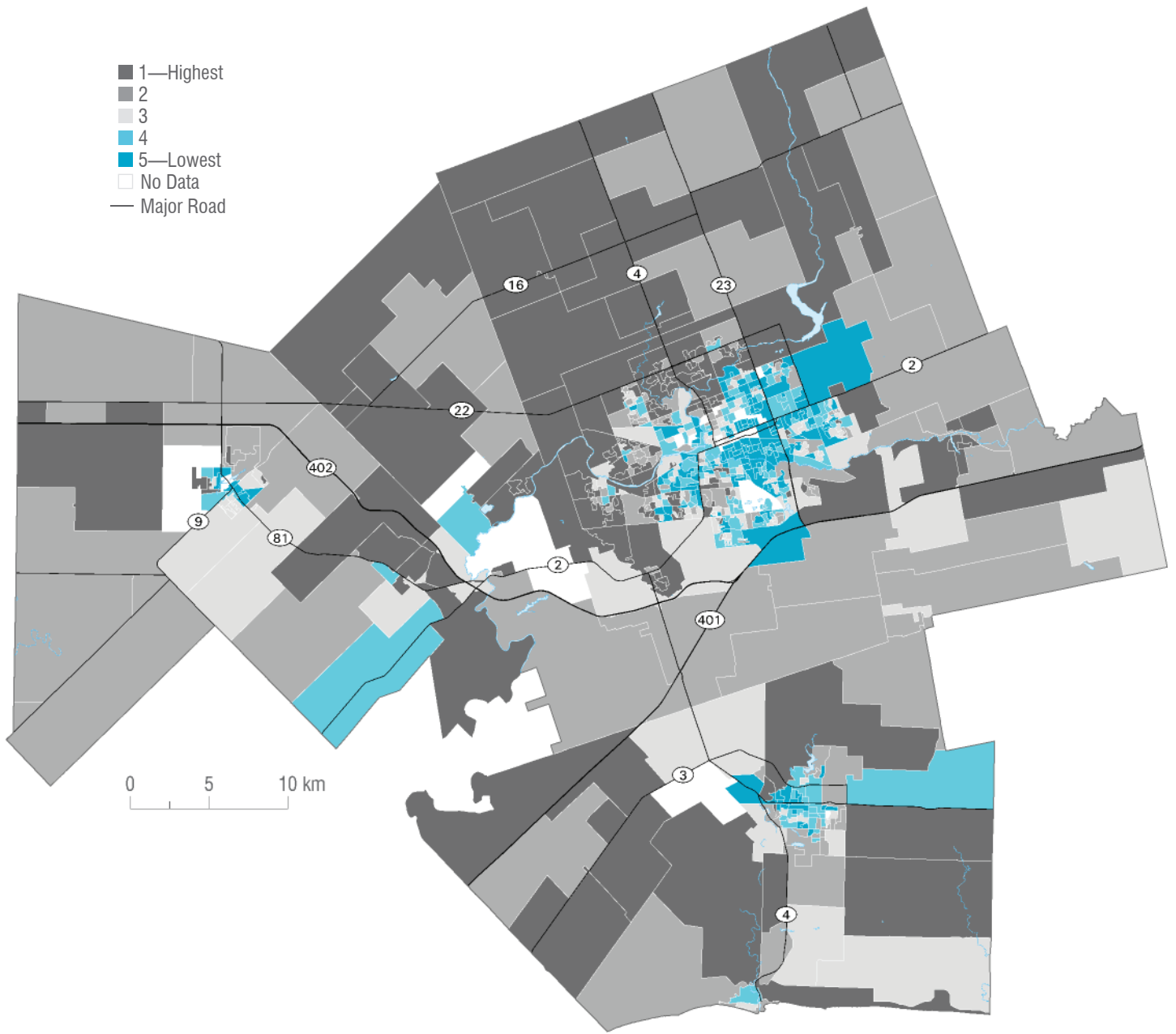
‡ All estimates are based on populations of at least 50 sample units. In some cases where variability was still high (coefficient of variation ≥ 33.3), some estimates were suppressed.

Source

Canadian Community Health Survey, 2005, 2007 and 2008, Statistics Canada.

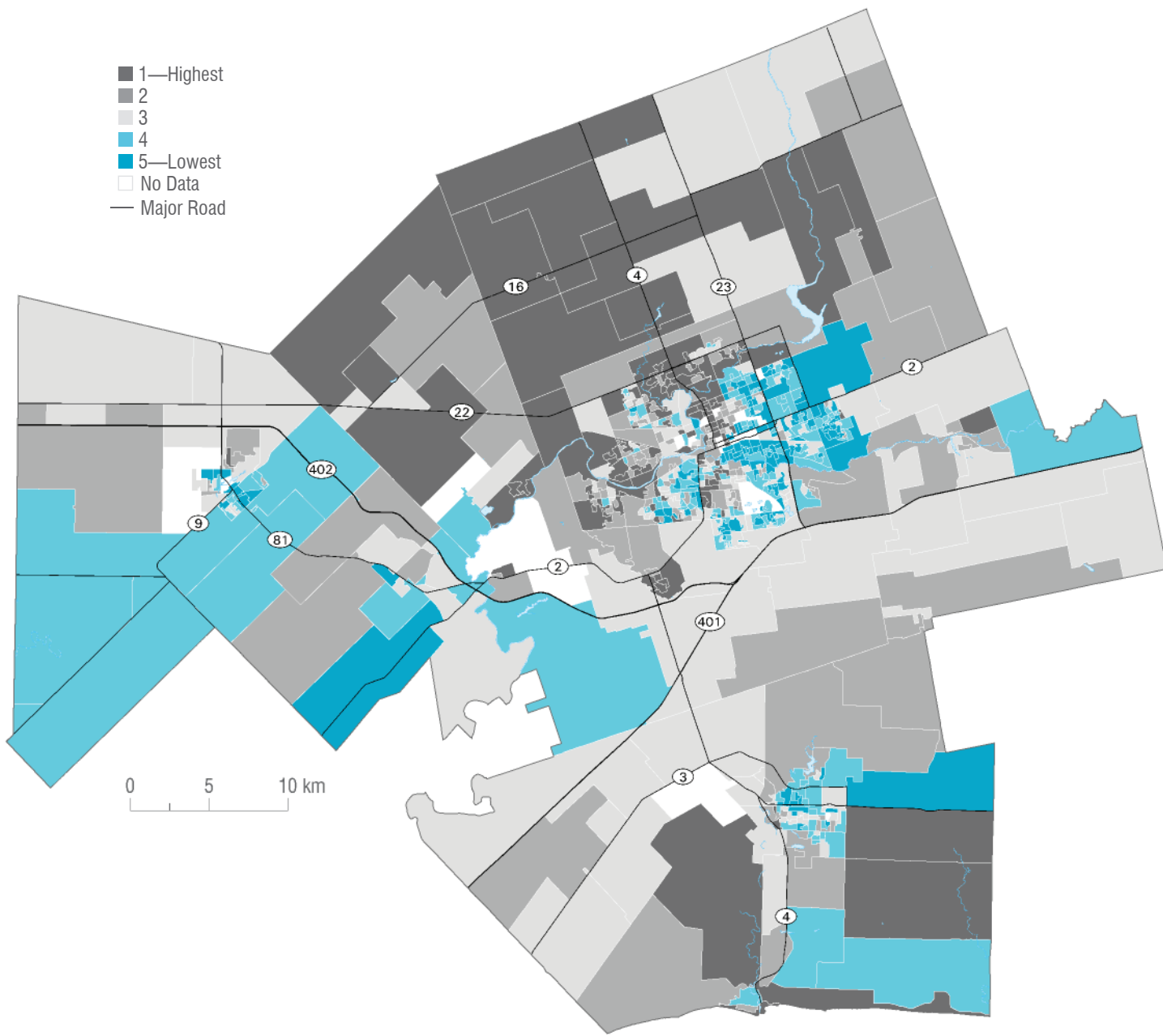


Distribution of Socio-Economic Status in the London CMA— Combined (Material and Social) Components of the INSPQ Deprivation Index at the Dissemination Area Level



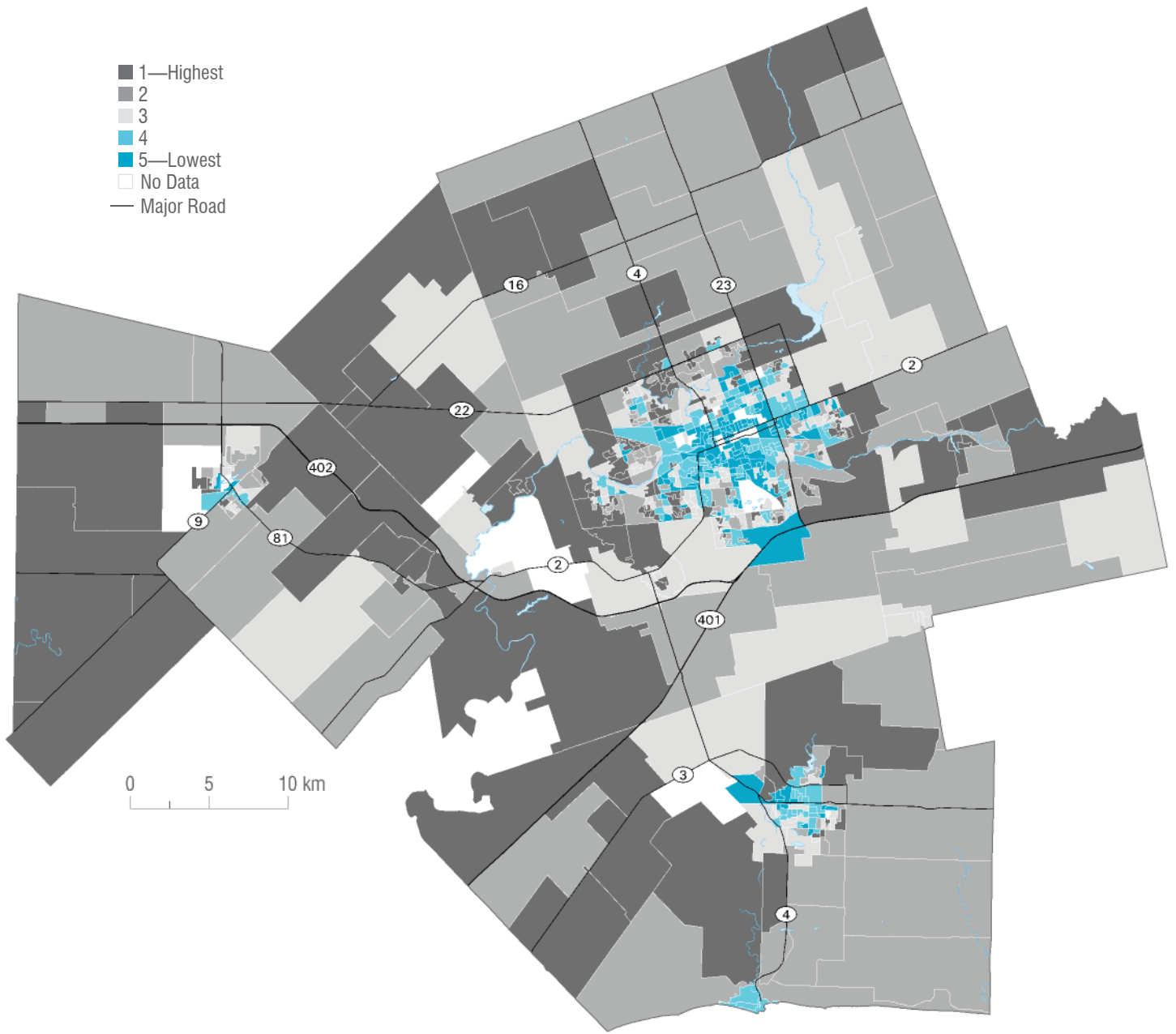


Distribution of Socio-Economic Status in the London CMA— Material Component of the INSPQ Deprivation Index at the Dissemination Area Level





Distribution of Socio-Economic Status in the London CMA— Social Component of the INSPQ Deprivation Index at the Dissemination Area Level





About the Canadian Population Health Initiative

The Canadian Population Health Initiative (CPHI), a part of the Canadian Institute for Health Information (CIHI), was created in 1999. CPHI's mission is twofold:

- To foster a better understanding of factors that affect the health of individuals and communities; and
- To contribute to the development of policies that reduce inequities and improve the health and well-being of Canadians.

Upcoming Releases

- *Data Brief Methodology Complementary Report*
- *Exploring Urban Environments and Inequalities in Health: Urban Physical Environment*

Available Complementary Products

- *Reducing Gaps in Health: A Focus on Socio-Economic Status in Urban Canada* (November 2008) and companion products that are currently available on CPHI's website:
 - Summary report
 - PowerPoint presentation

- Literature search methodology
- Data and analysis methodology
- Interactive maps

- *Improving the Health of Canadians: An Introduction to Health in Urban Places* (November 2006) and companion products that are currently available on CPHI's website:
 - Summary report
 - PowerPoint presentation