



# How to Access Case Mix Products

This job aid has been created to help CIHI's clients access Case Mix products and education materials.

On the Case Mix home page, you can find a variety of information.

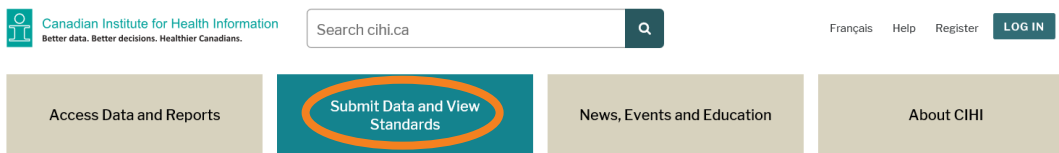
## Finding the main Case Mix page on CIHI's website

Type, or copy and paste, [www.cihi.ca/casemix](http://www.cihi.ca/casemix) into your web browser.

If you are already on the CIHI website, navigate to the Case Mix page using menus or use the search function.

### Option 1: Navigating to the Case Mix page using menus

1. On the [main CIHI landing page](#), select **Submit Data and View Standards** from the horizontal navigation bar at the top of the page. This will open a separate window.



2. In the left-hand vertical navigation bar, click the **plus symbol (+)** next to **Methodologies and Decision-Support Tools** to expand that category's drop-down menu. This reveals a link to the **Case Mix** page.

### Submit Data and View Standards

A screenshot of the 'Submit Data and View Standards' page. On the left is a vertical navigation menu with a blue header 'SUBMIT DATA AND VIEW STANDARDS'. The menu items are: 'Submission Support Resources', 'Submission Deadlines and Refresh Dates', 'Codes and Classifications +', 'Data Standards +', 'Data and Information Quality', 'Methodologies and Decision-Support Tools -', 'Case Mix', 'InterRAI Implementation Toolkit', and 'Indicator Library'. The 'Case Mix' item is highlighted. In the center, there is a section titled 'Log in to these data submission tools' with a list of tools: CORR, CJRR, DAD and NACRS, eDSS, NACRS, NSIR, Operational Reports, and Vendor Licensed Products. Below the list is a 'Log in' button. On the right, there are two sections: 'Data Holdings' and 'Vendor Licensing'.

At CIHI, we provide essential data and analysis on Canada's health systems and the health of Canadians. We're able to track data in many areas thanks to information supplied by hospitals, regional health authorities, medical practitioners and governments.



## Option 2: Using the search function

On the [main CIHI landing page](#), enter keywords like “Case Mix Department” into the search field at the top of the page and click the search icon.



## What you can find on the Case Mix web page

### Information about grouping methodologies

The [Case Mix web page](#) features a description of each case-mix grouping methodology, as well as links to key documents. These include methodology tables, directories, resource indicator tables (e.g., cost weights, length of stay), videos, infosheets and job aids. Below is a list of grouping methodologies available:

- **Acute inpatient grouping methodology (Case Mix Group+)**
- **Acute ambulatory care grouping methodology (Comprehensive Ambulatory Classification System)**
- **Population grouping methodology**
- **Continuing and specialized care grouping methodologies**
  - Long-term and continuing care grouping methodology (Resource Utilization Groups [RUG] version III 34-Group, RUG-III 44-Group and RUG-III Plus)
  - Home care grouping methodology (RUG-III Home Care)
  - Inpatient rehab grouping methodology
  - Inpatient mental health grouping methodology (System for Classification of In-Patient Psychiatry)



## Additional resources

The [Case Mix web page](#) also contains valuable links to additional resources:

- Databases related to Case Mix — this includes links to the databases used for developing cost weights as well as links to the various clinical databases that include Case Mix indicators
- Related resources to Case Mix — this includes a link to CIHI's Learning Centre
- Regrouped historical data
- Recently released information sheets and bulletins

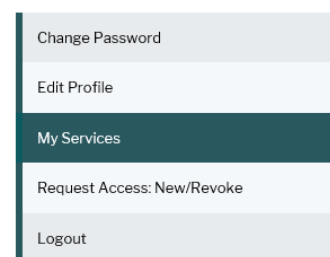

## Case Mix education

You can register for any of the Case Mix education courses listed on our website by visiting our [Learning Centre](#).

Please see our job aid entitled [Case Mix Education](#) to learn about our courses and how to register for them.

## eQuery

To ask a question or to see our repository of questions and answers, please log into your CIHI profile and select the **eQuery** link from the table of contents on the My Services page. If you don't have one yet, [create a CIHI profile](#).

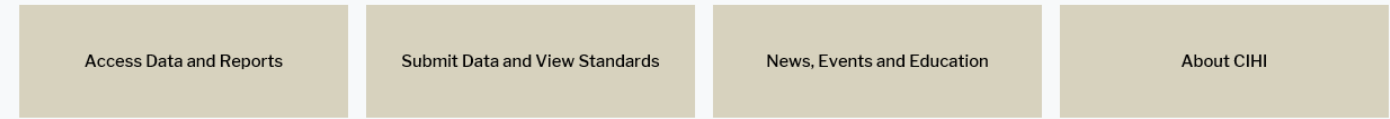


### My Services

- [Operational Reports](#)
- [CIHI Portal](#)
- [eReporting](#)
- [Custom Data and Documents](#)
- [DAD/NACRS Abstracting Manual](#)
- [Vendor Licensed Products](#)
- [eQuery](#)
- [eStore](#)
- [Learning Centre](#)
- [YHS: Insight](#)



Using the eQuery tool, you can search our bank of questions and answers and submit additional questions in the Submit a Question section (select tab from horizontal navigation bar below the page title).



- Back to My Services
- Help

## eQuery

- Search for Answer
- Submit a Question
- My Questions
- Run a Report



**The eQuery search is optimized!** With the help of all our partners, friends and colleagues the new eQuery search has been improved. You can expect more relevant results with our new **exact match** searching.

Too restrictive? Try our improved **smart search** by simply unchecking **exact match**.

### Search for Answer

Please search our database to see whether your question has already been answered. If you don't find a similar answer, [submit your question](#).

Topic:  [View topic definitions](#)

Keywords:

- To search for a code that contains a dot and/or a dash (e.g. 1.IJ.50.GQ-NR), use the exact match search.

Exact Match:

Language:

[Clear and start over](#)

For any other comments or questions, please email us.



[casemix@cihi.ca](mailto:casemix@cihi.ca)